

# Economy

QUILT  
BLOCK

You will need:

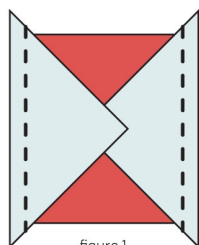
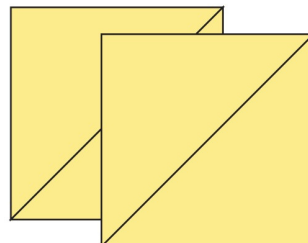
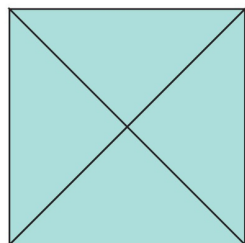


figure 1

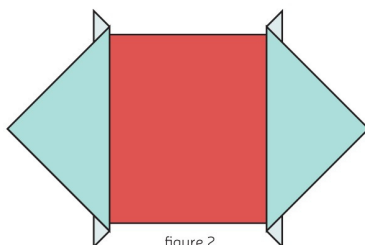


figure 2

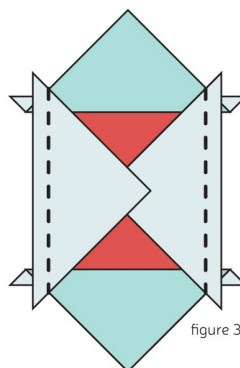


figure 3

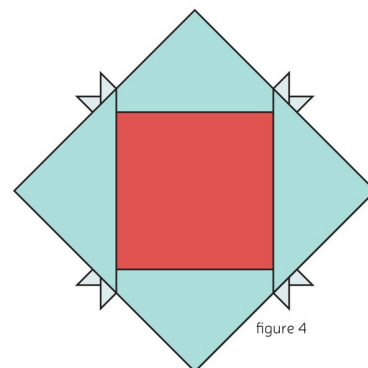


figure 4

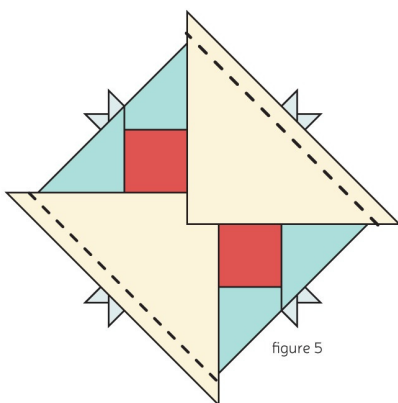


figure 5

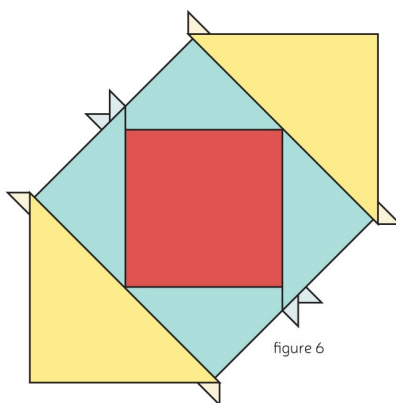


figure 6

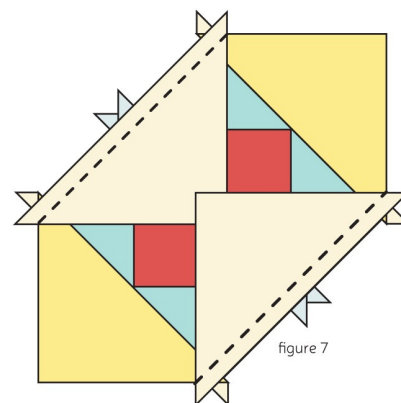


figure 7

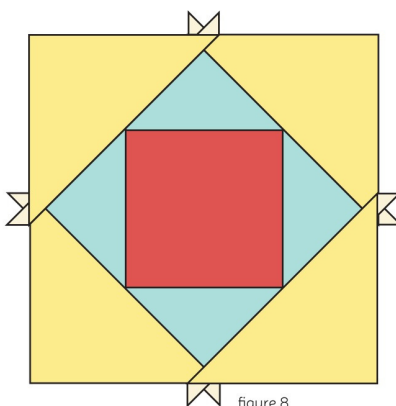


figure 8

<b>FINISHED BLOCK SIZE</b>	<b>Center Square</b>	<b>Center Triangle Square (Cut 1)</b>	<b>Outer Triangle Squares (Cut 2)</b>
3"	2"	3"	2.5"
6"	3.5"	4.5"	4"
9"	5"	6"	5.5"
12"	6.5"	7.5"	7"

SeasonedHomemaker.com

**Center square (6.5") is provided (shown in RED in the illustrations above). Please choose coordinating solids or small prints for the two other sets of triangles. Use the measurements in the bottom row for cutting your fabrics. The block will be 12.5" when all sewn together. Call Kresti with any questions!**